

FUDA Touch Panel PC Series

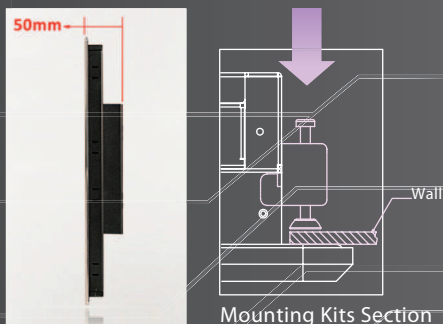
Slim and Fan-less 5-wire Resistive Touch Panel PC with Low Power Intel® Atom™ Platform

In IPC market, a robust and highly reliable Panel PC system is a must to ensure non-stop and stable operation on production line. Especially designed for industrial application fields, FUDA Series can survive in the harsh environments like factory automation, food and beverage industry.

Product Introduction

Powered by Intel® Atom™ low power platform, FUDA Panel PC provides powerful computing abilities but remains power efficient properties. Taking advantage of advanced technology, this aluminum enclosed system not only forms a sturdy chassis with an IP65 certification but also offers professional-grade reliability in critical environments. MTBF of fans will never restrict the performance or lifetime of FUDA Panel PC with fan-less and cable-less design.

Moreover, by adopting a 5-wire resistive touch screen, the system features easy operation, sensitive response, undoubted durability, and can resist various chemical materials, avoiding potential damages in field areas. In conclusion, the slim and compact FUDA Panel PC is recommended for demanding industrial controls, building and restaurant systems and other workplace applications.




Compact Design with VESA/Panel Mount

FUDA Panel PC features slim and compact design: refined bezel, sleek surface as well as the modern look attracts users at the first sight. The system is as light as 5.5 kg in 10" Panel PC, which can easily fit everywhere with supported mounting holes and kits. For example, FUDA Panel PC can be mounted on the wall or installed in a machine cabinet. Panel mount kits and recommended cut-out dimension are clearly illustrated in "Quick Selection Guide" section. Moreover, FUDA Panel PC reaches 50mm thickness in panel solution, making it more adoptable in all applications.

Flexible I/O Combination

Default I/O interfaces in FUDA Panel PC include 1x DVI-I, 2x RS-232/422/485, 4x USB 2.0 and 2x Gigabit Ethernet. To further enhance system flexibility as well as to increase the versatility in application fields, this system adopt gold finger design that allows users to select different I/O combinations for various market demands.



* The picture of FUDA-S1510

I/O Options

FUDA Panel PC series



2 x USB
2 x RS-232/422/485

Default

1 x RS-232
2 x RS-232/422/485



2 x USB
1 x Line-out
1 x RS-232/422/485

■ 5-wire Resistive Touch Screen

The 5-wire resistive touch is the most cost effective kind of touch screens. In addition to high resolution, resistive touch also features high reliability and long durability: it has been tested to endure 35 million times of points. Properties like dust/chemical resistance and shock/vibration tolerance are undoubted. Furthermore, adopting the pressure-sensitive touch screen, FUDA Panel PC is able to work with any stylus, bare finger or gloved hand.

■ Rich Customization Options

It's easy to make your own FUDA Panel PC, not only to decorate with an exclusive nameplate, to change the color of front bezel, but also to add additional functions; for examples, move power button to the front, increase a front USB port, and replace Aluminum bezel with stainless bezel for particular applications. Customization options on FUDA Panel PC offer quickest and cheapest way to satisfy user's demand with low MOQ.







Removable HDD tray and CF cover for easy installation and maintenance.



Ordering Guide

AL6-3116	(R).FUDA-S1010-AP1000.10.4" Cedar Trail D2550 Panel PC with Aluminum Bezel and PW Overlay
AL6-3138	(R).FUDA-S1210-AP1000. 12.1" Cedar Trail D2550 Panel PC with Aluminum Bezel and PW Overlay
AL6-3117	(R).FUDA-S1510-AP1000. 15" Cedar Trail D2550 Panel PC with Aluminum Bezel and PW Overlay
AL6-3139	(R).FUDA-S1710-AP1000. 17" Cedar Trail D2550 Panel PC with Aluminum Bezel and PW Overlay
AL6-3140	(R).FUDA-S1910-AP1000. 19" Cedar Trail D2550 Panel PC with Aluminum Bezel and PW Overlay

Product Features

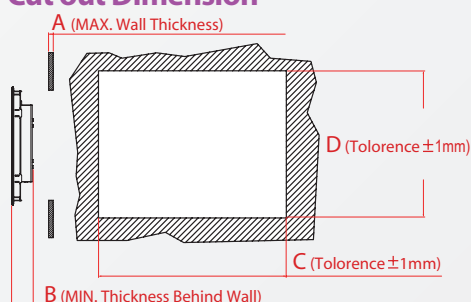


FUDA Quick Selection Guide

FUDA 10.4"/12.1"/15"/17"/19"

Model Name	FUDA-S1010	FUDA-S1210	FUDA-S1510	FUDA-S1710	FUDA-S1910
Display					
LCD Size	10.4"	12.1"	15"	17"	19"
Resolution	800x600	800x600	1024x768	1280x1024	1280x1024
Brightness	400 cd/m²	450 cd/m²	400 cd/m²	350 cd/m²	350 cd/m²
Contrast Ratio	700:1	700:1	700:1	700:1	700:1
Backlight	LED type	LED type	LED type	LED type	LED type
Touch Screen	5-Wire Resistive Single Touch (Projected Capacitive Multi-Touch by Project)				
System					
CPU+Chipset	Intel® Atom™ Dual-core D2550 (1.86 GHz) + Intel® NM10				
Memory	DDR3 1066/1333 SO-DIMM up to 4GB				
BIOS	AMI				
Graphics	Intel® GMA 3650 Graphics				
LVDS	Single/ Dual Channel 18/24-bit				
LAN Chipset	Dual Intel® 82574L Gigabit Ethernet				
Audio	Realtek® High Definition Audio Codec				
Watchdog Timer	Programmable 1 ~ 255 sec				
Storage Device	2.5" SATA HDD/2.5" SATA SSD/ Compact Flash II up to 64GB				
OS	Windows XP/ Windows 7(32 bit) /Linux™				
I/O Interface					
Series Port	2 x RS-232/422/485 (Expansion:default)				
Display	1 x DVI-I				
USB	2 x USB 2.0 ; 2 x USB2.0 (Expansion:default)				
Ethernet	2 x Gigabit Ethernet				
Others	N/A				
Expansion	2 x RS-232/422/485, 1 x RS-232 (Option 1) 1 x Line-out, 1 x RS-232/422/485, 2 x USB (Option 2)				
Mechanical					
Dimesion(mm)(WxDxH)	314 x 253 x 44.2 mm	343 x 282 x 47.2 mm	425 x 330 x 49.6 mm	437 x 375 x 52.6 mm	480 x 400 x 52.6 mm
Mounting	VESA Mount 75 x 75, 100 x 100; Panel Mount				
Weight (Kg)(N)	3.2 Kg	4 Kg	5 Kg	6.5 Kg	7.5 Kg
Weight (Kg)(G)	5.5 Kg	5.7 Kg	7.9 Kg	8.5 Kg	10.85 Kg
Power					
Power Supply	DC 12V ~ 24V input with 3-pin terminal block connector				
Consumption (Max)	33.1W(12V); 34.3W(24V)	35W(12V); 36W(24V)	39.2W(12V); 40.0W(24V)	47.5W(12V); 48W(24V)	45.6W(12V); 46.3W(24V)
Consumption (Min)	7.1W(12V); 7.9W(24V)	7.1W(12V); 7.9W(24V)	7.3W(12V); 7.9W(24V)	7.3W(12V); 8.2W(24V)	7.3W(12V); 7.9W(24V)
Environmental					
OP /Storage Temp	0°C ~ 50°C (Operation); -20°C ~ 60°C (Storage); (20°C ~ 90%, non-condensing)				
Vibration	1.0G(CF) and 0.5G(HDD) , Power on & 2.16G, Packaged;5~500Hz				
Shock	15G peak acceleration,11 ms (Power on condition)				
Drop	Packaged from 96.5cm (1-Corner, 3-Axis, 6-Face)				
IP Protection	IP65 (Front) / IP20 (Rear) (IEC 60529 Edition 2.1 Standard)				
Certificate	CE/FCC Class A				

Cut out Dimension



FUDA

	A (mm)	B (mm)	C (mm)	D (mm)	Mounting Kits (pcs)
FUDA-S1010	<6.5	40.2	297	236	x8
FUDA-S1210	<6.5	43.2	326	265	x12
FUDA-S1510	<7	43.6	409	313	x16
FUDA-S1710	<8	46.6	420	358	x16
FUDA-S1910	<8	46.6	463	383	x20